

WOOD
HEATING
COLLECTION

CLEAN AIR
WOODHEATERS



KEEP YOUR FAMILY CŌSY IN THE COLDER MONTHS WITH THE WARMTH AND TIMELESS CHARM OF A WOOD FIRE ▼

Clean Air wood heaters feature a unique and advanced firebox, designed and engineered with quality materials for optimum performance. Our low emissions and high efficiencies simply mean that a Clean Air wood heater is the perfect choice when looking for a quality wood heater to warm your home this winter.



15 YEAR STRUCTURAL FIREBOX WARRANTY


Every Clean Air wood heater comes with a 15 year firebox structural warranty. Each heater is crafted with quality materials and unrivalled construction for ultimate performance winter after winter.

ENVIRONMENT ▼

The range of Clean Air wood heaters are designed to burn hardwood and are tested to the most stringent of world standards. The current joint Australian and New Zealand Standards 4013/4012 measure particulate emissions and efficiency and we are proud to say our heaters exceed the requirements of these Standards.

When you purchase a Clean Air wood heater for your home it will not only give you a modern, clean burning, highly efficient method of keeping your home warm throughout winter you are also making a choice to support Landcare Australia. Clean Air wood heaters have been a member of the Australian Home Heating Association for over 25 years, and their membership fees in turn support Landcare, whose working towards restoring the environment and protecting its long-term viability.

Wood, as a form of natural energy, is the only sustainable and renewable fuel source for heat generation. Wood burning in a Clean Air wood heater does not add to the greenhouse effect. If wood is left to naturally decay, consumed in a bush fire or burnt in a wood heater, it emits similar levels of CO₂. Clean Air manufacture slow combustion wood heaters using low emission technology to gain maximum heat output with minimum emission into the atmosphere.





**15 YEAR
STRUCTURAL
FIREBOX
WARRANTY**

SMALL INSERT ▼

Coverage: 180m²
Peak Heat Output: 9.6 kW
Burn Time: up to 7 hours
Efficiency: 66%
Emissions: 1.0 g/kg
Maximum Log Size: 340mm
Construction: 6mm steel with Skamolex™ lining
Firebox Volume: 0.05m³

MEDIUM INSERT ▼

Coverage: 280m²
Peak Heat Output: 12.5 kW
Burn Time: up to 8 hours
Efficiency: 66%
Emissions: 0.8 g/kg
Maximum Log Size: 390mm
Construction: 6mm steel with Skamolex™ lining
Firebox Volume: 0.07m³

LARGE INSERT ▼

Coverage: 330m²
Peak Heat Output: 15.9 kW
Burn Time: up to 9 hours
Efficiency: 62%
Emissions: 0.7 g/kg
Maximum Log Size: 420mm
Construction: 6mm steel with Skamolex™ lining
Firebox Volume: 0.1m³

* All Clean Air Inserts come in a high temperature metallic Black finish and come standard with a Remote Controlled 3 speed fan

LONG
BURN
TIMES
FOR A
WARMER
WINTER

15 YEAR
STRUCTURAL
FIREBOX
WARRANTY





SMALL CONSOLE ▼

815H x 709W x 592D mm
 Coverage: 200m²
 Peak Heat Output: 12kW
 Burn Time: up to 7.5 hours
 Efficiency: 72%
 Emissions: 0.95g/kg
 Maximum Log Size: 340mm
 Construction: 6mm steel with Skamolex™ lining
 Firebox Volume: 0.05m³



MEDIUM CONSOLE ▼

865H x 759W x 615D mm
 Coverage: 300m²
 Peak Heat Output: 14.2kW
 Burn Time: up to 9 hours
 Efficiency: 70%
 Emissions: 0.85g/kg
 Maximum Log Size: 390mm
 Construction: 6mm steel with Skamolex™ lining
 Firebox Volume: 0.07m³



LARGE CONSOLE ▼

915H x 859W x 700D mm
 Coverage: 350m²
 Peak Heat Output: 19.2kW
 Burn Time: up to 10 hours
 Efficiency: 70%
 Emissions: 0.76g/kg
 Maximum Log Size: 420mm
 Construction: 6mm steel with Skamolex™ lining
 Firebox Volume: 0.1m³

The traditional and refined look of the Heritage surround is designed to fit behind the Clean Air insert heater making it suitable for older style fireplaces.



**15 YEAR
STRUCTURAL
FIREBOX
WARRANTY**

** Pictured with optional Clean Air Heritage mantle and Maxiheat Zero Clearance Box*

MEDIUM HERITAGE INSERT ▼

Coverage: 280m²
Peak Heat Output: 12.5 kW
Burn Time: up to 8 hours
Efficiency: 66%
Emissions: 0.8 g/kg
Maximum Log Size: 390mm
Construction: 6mm steel with Skamolex™ lining
Firebox: 0.07m³

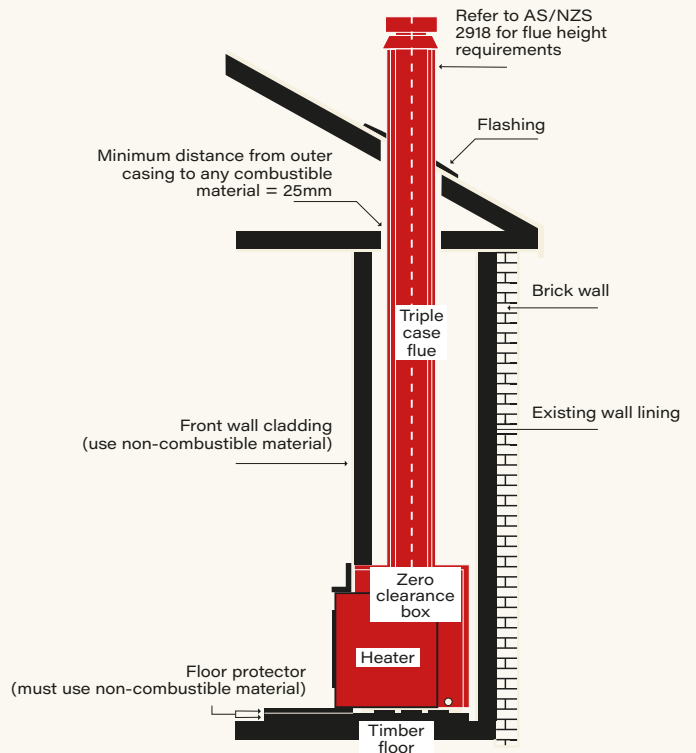
LARGE HERITAGE INSERT ▼

Coverage: 330m²
Peak Heat Output: 15.9 kW
Burn Time: up to 9 hours
Efficiency: 62%
Emissions: 0.7 g/kg
Maximum Log Size: 420mm
Construction: 6mm steel with Skamolex™ lining
Firebox Volume: 0.1m³

ZERO CLEARANCE INSTALLATION

Transform a dull blank wall into a magnificent fireplace with our Zero Clearance models. Most importantly, no major structural alterations or existing chimney is required.

Installation to AS/NZS 2918:2018 minimum height of the flue system further than 3m from the highest point of the roof shall be 1m above roof penetration.



	CABINET (mm)	FASCIA (mm)	APPROX HEAT CAPACITY	HEARTH (mm)	TOP CLEARANCE TO MANTLE (mm)	SIDE CLEARANCE TO MANTLE COLUMN (mm)
STANDARD INSERTS						
SMALL	546 (H) x 608 (W) x 447 (D)	596 (H) x 750 (W)	330m ²	500 (D) x 921 (W)	550	50
ZERO CLEARANCE	817 (H) x 838 (W) x 578 (D)					
DISTANCE FROM REAR OF FASCIA TO CENTRE FLUE 268mm						
MEDIUM	596 (H) x 658 (W) x 487 (D)	646 (H) x 800 (W)	280m ²	550 (D) x 971 (W)	550	50
ZERO CLEARANCE	817 (H) x 838 (W) x 578 (D)					
DISTANCE FROM REAR OF FASCIA TO CENTRE FLUE 308mm						
LARGE	646 (H) x 758 (W) x 527 (D)	696 (H) x 900 (W)	330m ²	600 (D) x 1071 (W)	550	50
ZERO CLEARANCE	817 (H) x 838 (W) x 578 (D)					
DISTANCE FROM REAR OF FASCIA TO CENTRE FLUE 348mm						
HERITAGE INSERTS						
MEDIUM	546 (H) x 608 (W) x 447 (D)	765 (H) x 935 (W)	330m ²	550 (D) x 971 (W)	550	50
ZERO CLEARANCE	817 (H) x 838 (W) x 578 (D)					
DISTANCE FROM REAR OF FASCIA TO CENTRE FLUE 308mm						
LARGE	646 (H) x 758 (W) x 527 (D)	815 (H) x 1035 (W)	330m ²	600 (D) x 1071 (W)	550	50
ZERO CLEARANCE	817 (H) x 838 (W) x 578 (D)					
DISTANCE FROM REAR OF FASCIA TO CENTRE FLUE 348mm						

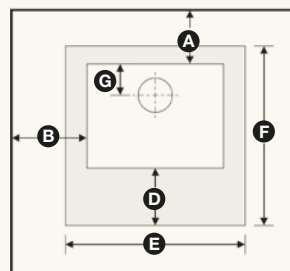


	FLUE KIT	REAR WALL (mm)	SIDE WALL (mm)	CORNERS (mm)	HEARTH FRONT (mm)	HEARTH MINIMUM DIMENSIONS		REAR TO CENTRE FLUE (mm)
						WIDTH (mm)	DEPTH (mm)	
FREESTANDING		A	B	C	D	E	F	G
SMALL CONSOLE	Maxiheat Decromesh Default Flue Kit with inner shield	100	450	100	300	922	992	215
	Maxiheat Non-Perforated flue kit with inner shield							
CABINET (mm): 815 (H) x 709 (W) x 592 (D)		APPROX. HEAT CAPACITY: 200m ²						
MEDIUM CONSOLE	Maxiheat Decromesh Default Flue Kit with inner and outer shields	150	550	200	300	971	995	231
	Maxiheat Non-Perforated flue kit with inner shield and outer shields							
CABINET (mm): 865 (H) x 759 (W) x 615 (D)		APPROX. HEAT CAPACITY: 300m ²						
LARGE CONSOLE	Maxiheat Decromesh Default Flue Kit with inner and outer shields	250	650	225	300	1071	1180	240
	Maxiheat Non-Perforated flue kit with inner shield and outer shields							
CABINET (mm): 915 (H) x 859 (W) x 700 (D)		APPROX. HEAT CAPACITY: 350m ²						

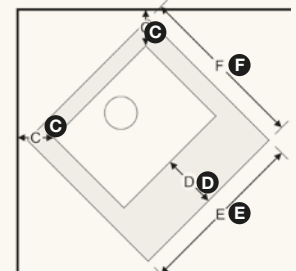
With all freestanding and inbuilt heaters, it is imperative to use a non-combustible hearth to protect your flooring and its surrounding area. We recommend following our minimum hearth clearance diagrams as outlined:

Refer to the product installation manual for final specifications

Standard Installation



Corner Installation



YOUR AUTHORISED CLEAN AIR DEALER



**15 YEAR
STRUCTURAL
FIREBOX
WARRANTY**



Clean Air wood heaters proudly support the activities of Landcare Australia through its membership of the AHHA



Building A2, Campus Business Park, 350-374 Parramatta Rd Homebush NSW 2140. www.cleanairwoodheaters.com.au P: 02 9735 4100

All information is correct to the best of Clean Air Wood Heaters knowledge at the time of printing. Clean Air Wood Heaters rely on the reports from the Testing Authorities in any claim made regarding adherence to Australian Standards and EPA requirements. Details provided in this brochure regarding the installation of a Zero Clearance System are for information purposes only and should not be relied upon as full installation instructions. Heating capacities may vary according to firewood species and moisture content; climatic conditions and home construction; individual room or home dimension; and installation levels. The manufacturer reserves the right to alter design and specifications at anytime.