

# Heating with a Difference



*Now Available*

LOW EMISSION HIGH EFFICIENCY SERIES 8 RANGE



**HIGH EFFICIENCY**

Up to 72%



**LOW EMISSIONS**

As low as 1.1g/kg



*Keeping Australia Warm!*



We have been proudly manufacturing in Australia for over 35 years.

Woodheaters have been the key to our business growth since the mid 1980's. Over the years our manufacturing of Woodheaters has employed hundreds of locals and contributed significantly to the local community - this is something we are extremely proud of. The acquisition of the Coonara brand in 2001 was made possible due to our earlier success in our contract manufacturing of Woodheaters and we are really excited about the newly introduced technologies that deliver Heatcharm Woodheaters with high efficiency heating. This is a major step in the right direction for our environment.

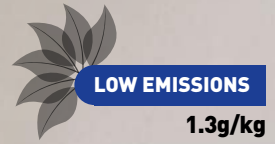
Of course none of our success could be achieved without the support and dedication of our fantastic staff. We are a proud Australian manufacturer and we are proving that locally manufactured products can successfully compete with imported products. Your support is critical in helping keep the Australian manufacturing industry safe. We thank you for your continued support of Australian made Heatcharm Woodheaters. They really are an Aussie icon.

Yours sincerely  
  
Eric Woodgate  
Managing Director



## C-500 Console Series 8

This stylish + modern freestanding woodheater will enhance the look of any home. The C500 will comfortably and economically heat up to 24 squares\* of open plan living. The large 3 speed fan and cast iron liners provide superior heat transfer. It has a wide self cleaning glass door which showcases the flames burning inside the firebox. It also has an access draw which is easy to open to clean out your room fan.



## Now Available

LOW EMISSION HIGH EFFICIENCY 500 SERIES RANGE

Pictured here in charcoal with new glass bottom slide out draw



# Heating *with a* Difference

When you want a woodheater with a difference then Heatcharm Woodheaters are the ones to choose.

With woodheaters that display the most amazing views, like the Port Phillip with its large and stylish self-cleaning bay view window to the Victorian which combines the latest innovations in slow combustion heating with an elegant timeless design, Heatcharm woodheaters are the automatic choice if you are looking for a new woodheater with a difference.

The new range of Console models come with a glass panel at the bottom and a slide out access draw to the 3 speed fan. There is a new wider glass door to showcase the flames burning away. This new range is available in 3 stylish colours (Black, Charcoal, White) and can heat up to 33 squares\*.

Our new inbuilt Series 8 is a sleek design with a wider Glass Door and is still available in 8 colour options. Heatcharm woodheaters are beautifully engineered and will set your senses soaring. Choose the woodheater with a difference.



## Cover

The new **Series 8 I -600 Inbuilt Woodheater** with its sleek design and wider Glass Door pictured in Gloss Black.

Slide out Access Draw to 3 speed fan



# C600 Console Series 8 Tabletop



**LOW EMISSIONS**  
2.0g/kg

**HIGH EFFICIENCY**  
55.6%



#### FEATURES:

- Hearth size in front: 300mm
- Australian Made
- Heats up to 33 squares

- Access Draw to 3 speed fan
- Cast iron liners
- 3 Colour options for C500 + C600 models.
- Pictured with Black Glass

#### TABLE DIMENSIONS

- Height: 400mm
- Width: 1200mm
- Depth: 555mm

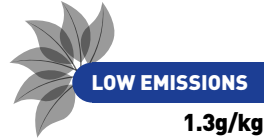


# Freestanding Models

## C500 Series 8

**DIMENSIONS:**



- Height: 660 mm
- Width: 611 mm
- Depth: 501 mm
- Pictured with Charcoal Glass



## C-600 Series 8

**DIMENSIONS:**

- Height: 660mm
- Width: 739mm
- Depth: 539 mm
- Pictured with White Glass



# Series 8 Pedestal Models

## C500 Pedestal in Charcoal Glass

### DIMENSIONS:

- Height: 875 mm
- Width: 611 mm
- Depth: 501 mm



## C600 Pedestal in White Glass

### DIMENSIONS:

- Height: 875 mm
- Width: 739 mm
- Depth: 539 mm



**Note:** Pedestal is an optional extra.

## Freestanding Port Phillip Charcoal Woodheater

### FEATURES:

- Australian Made
- Heats up to 32 squares
- Cast iron liners
- 3 speed fan
- Optional chrome trims



**HIGH EFFICIENCY**

**60%**



**LOW EMISSIONS**

**1.1g/kg**

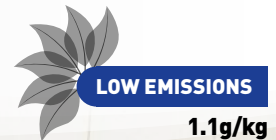


# Port Phillip *the most amazing bay view*

## Freestanding Port Phillip Woodheater

Illustrated here with optional chrome door, the C-600 Port Phillip is a sophisticated woodheater. The chrome door adds a romantic flavour to the amazing views provided by the large self-cleaning bay window.

With cast iron liners and the large 3 speed fan, this quality heater provides superior heat transfer. Heats up to 32 squares\* of open plan living.



Note: Chrome door frame will discolour over a period of time which is not covered under warranty.







## *I600 Series 8*

I600 Series 8 Pictured in our Zero Clearance Box in Gloss Black and wider Glass Door.



# The Heatcharm range of Inbuilt Woodheaters come in 4 Styles with colour choices

## Inbuilt Port Phillip Bay Window Woodheater

- Anvil



## Series 8: I-600 Inbuilt Woodheater

- Gloss Black



## Series 5 : I-600 Inbuilt Woodheater

- Burgundy



## Series 7: I-600 Inbuilt Woodheater

- Charcoal



## Series 7: I-500 Inbuilt Woodheater

- Gloss Black



### FEATURES:

- Australian Made
- 10 year firebox warranty
- 8 Colour choices refer page 11
- Cast iron liners & Baffle Plate
- 3 Speed Fan
- Heating Capacity ( Refer Back Page )



## The Victorian


When you combine the latest technology in slow combustion heating with the elegance of a design that is timeless – you have the Victorian. The efficient design and 3 speed fan will provide clean and safe warmth for up to 28 squares\*. Illustrated here: The Victorian I-600, cast iron surround and Victorian mantle. Also available in I-500 and Port Phillip 600 models.

Natural Finish Mantle



## Colour with a Difference to suit Series 5, Series 7 + Series 8 Inbuilt models and Port Phillip

Because every home is different, Heatcharm have developed a magnificent range of colours that you can purchase your Heatcharm heater in. Choose the colour that best enhances your decor.



BLACK - MATT OR GLOSS



CHARCOAL - MATT



BURGUNDY - GLOSS




ANVIL - GLOSS




BRUNSWICK GREEN - GLOSS



BROWN - GLOSS



RUST RED - GLOSS




STAINLESS STEEL #

**Please note:** Due to the nature of the printing process, colours may vary from those shown in this brochure. Ask your dealer to show you a colour sample.  
# Series 8 Inbuilt not available in stainless steel.

## No Fireplace Necessary

With Heatcharm Zero Clearance Box, you can install a Heatcharm woodheater without the need of a conventional brick fireplace and chimney. The Z Box allows you to install an inbuilt woodheater directly onto a floor using 12mm villaboard. Detailed installation instructions, with clearances to combustible materials, are available from your Heatcharm dealer.

\*The Series 7 and 8 depth is 700mm.



Timber framework partially clad with 12mm Villa Board



Zero Clearance Box positioned in framework mounted on 12mm Villa Board cut out size.  
(Box size: 905w x 720h)  
(Cut out size: 905w x 755h)



Completed installation

# Heatcharm Woodheater Technical Specifications

		C500 Console	C-600 Console	C-600 PP	I-500 S5/S8	I-600 S5/S8	I-500 S7	I-600 S7	I-500 Vict	I-600 Vict	I-600 PP/Vict
Heating Capacity up to Squares		24	33	32	22	28	22	28	22	28	28
Particulate Emissions (G/KG)		1.3	2.0	1.1	1.3	2.0	1.3	2.0	1.3	2.0	0.9
Average Heating Efficiency		72.0	55.6	60.0	66.0	55.6	66.0	55.6	66.0	55.6	66.0
Kilowatt Output on High		10.2	15.9	11.7	9.9	15.9	9.9	15.9	9.9	15.9	13.5
Fire Box Dimensions	Height (mm)	400	400	400	595	630	595	630	595	595	595
	Width (mm)	470	600	600	570	665	695	800	570	695	695
	Depth (mm)	395	435	495	430	485	470	530	470	510	430
Overall Dimensions	Height (mm)	660	660	770	740	707	740	707	730	730	740
	Width (mm)	611	739	850	980	997	1100	997	980	1100	740
	Depth (mm)	501	539	630	535	503	570	541	495	535	535
Clearance to combustible materials (mm)	Rear Side	125*	250*	150	25 (Z/C)	25 (Z/C)	25 (Z/C)	25 (Z/C)	25 (Z/C)	25 (Z/C)	25 (Z/C)
	Corner	325	450	350	25	25	25	25	25	25	25
Zero Clearance (Z/C)		150	175	50	(Top) 200	(Top) 200	(Top) 200	(Top) 200	(Top) 200	(Top) 200	(Top) 200
Hearth Distance (mm)	Front	500	600	550	400	400	400	400	400	400	450
	Either side of door opening	200	200	200	200	200	200	200	200	200	200
Back of Heater to Centre of Flue (mm)		160	160	185	160	160	160	160	160	160	160
Despatch Weight (KG)		151	184	210	145-140	173-167	140	145	140	170	170

\*Rear clearance to be fitted with flue shield between the active flue and decromesh casing.

**IMPORTANT:** Heating areas provided are based on open plan living areas and 2.4 metre ceiling height. **Note:** Lack of insulation, large window areas and cathedral ceilings reduce heating effectiveness. **Note:** The overall dimensions for the Victorian units do not include the Cast Iron Fascia.

## Heatcharm Warranty


All current model wood heaters are warranted to be free from defects on material and workmanship under normal use and service. The warranty of the actual firebox, excluding baffles and liners is 10 years to the initial purchaser. All other components (except accidental breakage of door glass) are warranted for a period of 12 months. For the full warranty statement refer to the Shamic Sheetmetal (Aust) P/L website [www.shamic.com](http://www.shamic.com), the product installation manual, see point 6 of the installation manual or your Heatcharm Dealer. Shamic goods come with guarantees that cannot be excluded under Australian Consumer Law. The purchaser is entitled to a replacement or a refund for a major failure and compensation for any reasonably foreseeable loss or damage. The purchaser is also entitled to have the goods repaired or replaced if the goods fail to be of acceptable quality and the failure does not amount to a major failure.

Based on our current state of knowledge, all of the information contained in this brochure was correct at the time of printing, March 2018. However, the manufacturer reserves the right to make changes to design and specification without notice. You can confirm current designs, specifications, optional extras and financial details by consulting your nearest authorised Heatcharm dealer.



## Environmental & Efficiency Standards

Heatcharm heaters comply with Australian Standards AS/NZS 4012: AS/NZS 4013: Power Output, Efficiency + Emissions AS/NZ 4013.



14-18 Research Dve, Croydon Sth. 3136  
Tel: (03) 9737 5300 Fax: (03) 9761 6455 A.B.N. 61 007 251 569  
[www.shamic.com](http://www.shamic.com)

Please note: Due to the nature of the printing process, colours may vary from those shown in this catalogue. Ask your dealer to show you a colour sample.

Your Heatcharm dealer with a difference is: